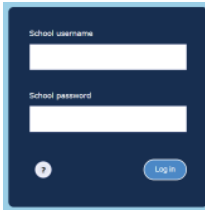


MyMaths walkthrough

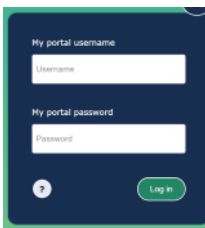
Go to website – <https://www.mymaths.co.uk/>

Type in school username: tma

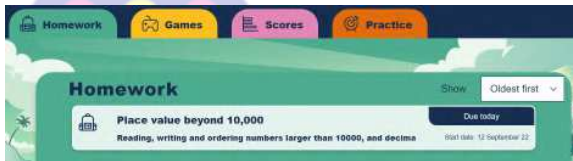
And password: mymaths

A dark blue login form with two white input fields. The first field is labeled 'School username' and the second is labeled 'School password'. There is a small question mark icon to the left of the password field and a blue 'Log in' button to the right.

On the next screen, type in your child's username and password (given to you by their teacher).

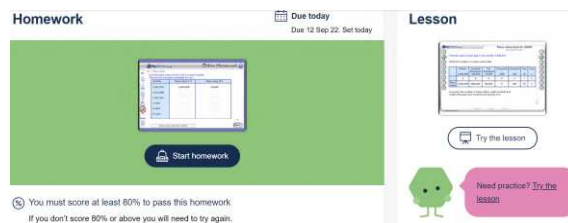
A dark blue login form with two white input fields. The first field is labeled 'My portal username' and the second is labeled 'My portal password'. There is a small question mark icon to the left of the password field and a green 'Log in' button to the right.

Your home screen will appear with 4 tabs – homework, games, scores and practice. Any current homework that needs completing will also appear on this page.

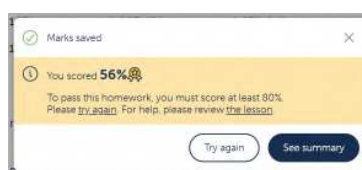


The homework tab

To access the homework, click on the homework name. It will open up the homework giving a choice of trying a lesson (to revise what has been covered in lessons) or starting the homework.



Once the homework is completed, a message will pop up to tell you how well they have done. Teachers may set a pass rate percentage and if this has not been achieved, the message suggests either trying again or recapping the lesson first. Teachers encourage children to have more than one attempt at the homework if this is the case.



The summary section then explains the marks for each question. There is a finish button on this page that needs to be clicked, once the task is finished.



Question	Score	Done %
Q1- Place value	100	100%
Q2- Order numbers	100	100%

Your score sheet

Attempts:	2
Best Score:	100
Best Score %:	100%

The scores tab

This is where all the homework scores can be accessed.



It is also the place that teacher feedback on each piece of homework is given. To see the feedback, click on the completed homework



The games and practice tabs

The games tab has a variety of games to practice fluency.

The practice tab has a wealth of extra questions and learning separated into year groups. All children can see and access all year group questions. This means they can practice topics they are struggling with by looking back into previous year groups or practice more work based on the lessons they are covering in school.

And finally...

In the top right corner of the home page is the “My Feed” tab. Clicking on this is a quick way to see any new activity that has taken place on mymaths such as teacher feedback, homework results and new homework.

